

ABICOR  
**BINZEL**  
IndustriFume

**IndustriFume™**

**Fume Extractor Unit**




# Fume Extractor Unit IndustriFume™


## System Overview

### IndustriFume Features & Benefits:


- Automatic start/stop function with Economizer Shunt
- Up to 275ft<sup>2</sup>, vertically positioned filter
- Automatic filter cleaning with programmable pulse controller



**Illustration 1:**  
**Automatic Filter Cleaning**




Plenum Plate  
w/5" Opening



28 HP Motor



AutoPulse Controller



Locking Lever Handles

### Illustration 1: Automatic Filter Cleaning

Reach maximum filter service-life through automatic filter cleaning with the programmable pulse controller. A differential pressure sensor is used to actively monitor filter condition and perform automatic cleaning cycles without interrupting operation. A pulse-air reservoir is used for maximum efficiency. When necessary, filter changes can be completed quickly and easily with a tool-less clamping design.

### Illustration 2: Heavy Duty Construction

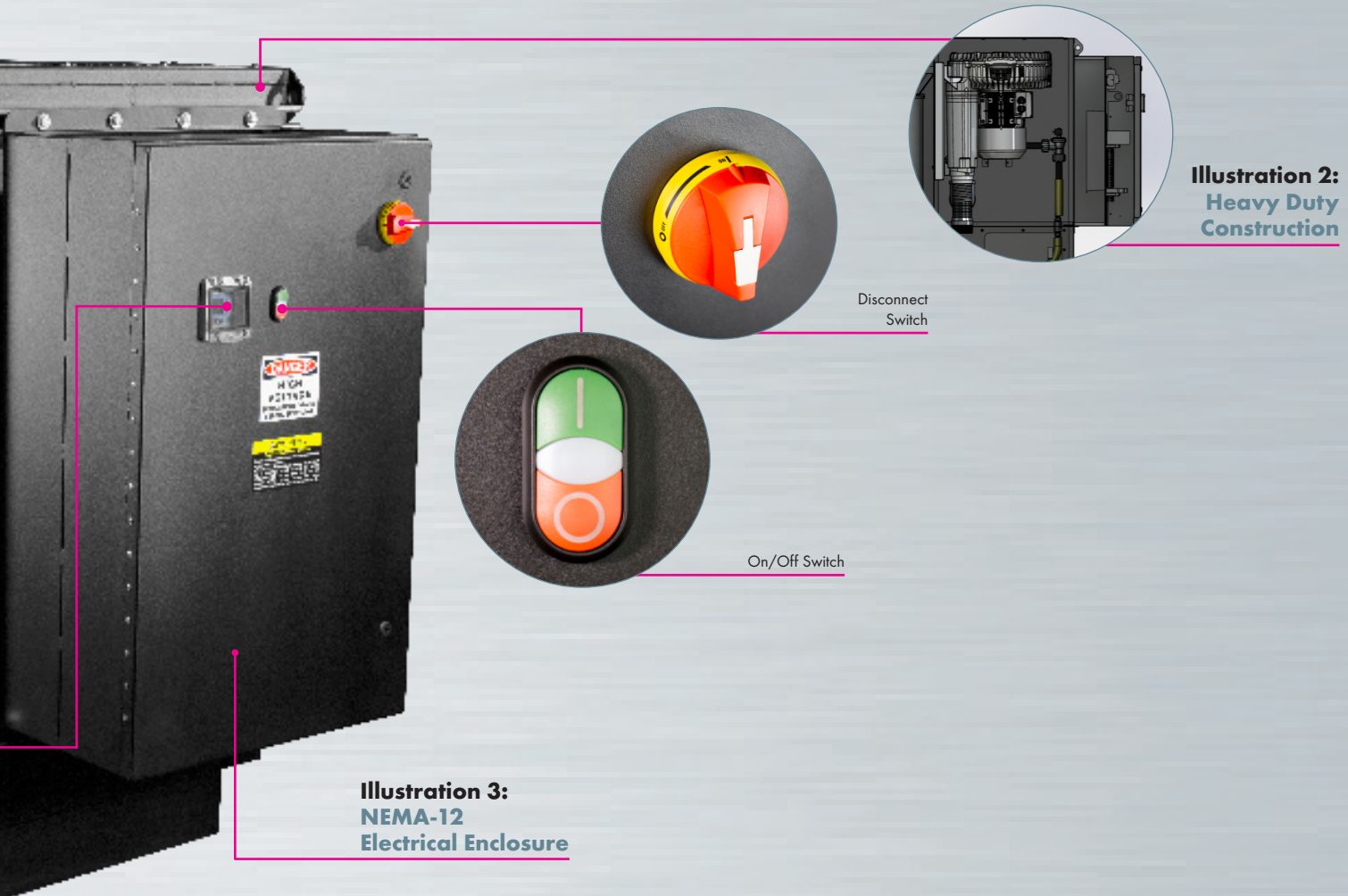
The IndustriFume™ units are built to last, utilizing 10 & 12-gauge steel construction with built-in acoustical lining and corrosion-resistant aluminum blower housing, impeller and cover. It is powered by a 28 HP motor with permanently sealed ball bearings and thermal overload protection.

### Illustration 3: NEMA-12 Electrical Enclosure

Electronics, including the variable frequency drive and the AutoPulse controller, are housed in a NEMA-12 electrical enclosure. The disconnect switch, start/stop button, and AutoPulse controller interface are easily accessible from the front panel.

- Replaceable spark arrestor
- 3-Phase 208/230V, 460V or 575V power supply options

■ Up to 99.9% fume removal depending on filter choice



**Illustration 2:**  
Heavy Duty  
Construction

**Illustration 3:**  
NEMA-12  
Electrical Enclosure

**Technical data:**  
**InudstriFume**

Dimensions:	62"H x 31"W x 71"D
Weight:	approx. 1166 lbs (528.9 kg)
Electrical Requirement:	208V/230V, 460V, or 575V 3-Phase
Sounds Level:	75 dBA @ 5'
Open Airflow:	710 CFM
Operational Airflow	400 CFM @ 100" H2O
Compressed Air Requirement:	70 - 90 PSI (4.8 - 6.2 Bar)
Compressed Air Connection Inlet:	0.25" Industrial Quick Connect
Motor:	28 HP
Filter Options:	MERV15 Flame Retardant Nano Fiber 275ft <sup>2</sup> E11 Flame Retardant PTFE 100% Spun-Bond Polyester 273ft <sup>2</sup>
Filter Area:	Up to 275 ft <sup>2</sup>

# Fume Extractor Unit IndustriFume™

## Replacement Parts


### Complete extraction unit



#### Extraction unit package includes:

- Economizer® Soft Start Shunt
- 1 Filter cartridge (2 Options)
- Replaceable Spark Arrestor

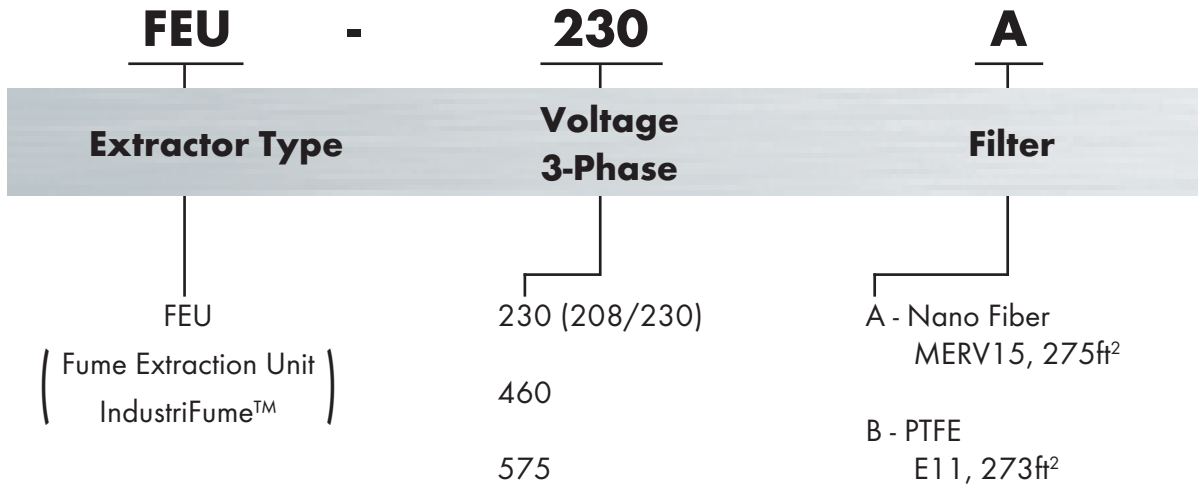
### Replacement parts and accessories



Pos.	Description	Part-No.
1	Complete unit	See Order Chart
2	2" 6-Port Plenum Plate Assembly (Optional)	284.1709
3	Adapter Sleeve Vacuum Tube 2"Ø	284.1689
4	5" Single Opening Plenum Plate (Standard)	284.1685
5	Pulse Valve	284.1691
6	Door Gasket (Cut to Length)	284.1687
7	Economizer® Auto Start/Stop Shunt	284.1686
8	MERV15 Nanofiber Filter	284.1698
8	E11 PTFE 100% Polyester Filter	284.1699
9	HEPA Exhaust Filter (Optional)	284.2033

# Fume Extractor Unit IndustriFume™

## Ordering Chart



Binzel S.A DE C.V.  
Municipio Pabellon de Arteaga 102  
Valle De Aguascalientes, 20358  
San Francisco de los Romo, Ags. Mexico  
Phone: +52(499) 973.0133  
Fax: +52(499) 973.1388  
E-Mail: info@binzel.com.mx



ABICOR BINZEL USA, Inc.  
650 Medimmune Court, Suite 110  
Frederick, MD 21703  
Phone: 800.542.4867  
Fax: 301.846.4497  
E-Mail: customerservice@abicorusa.com

[www.binzel-abicor.com](http://www.binzel-abicor.com)